

JOE BARRERI

EVIL DRUMS
Powered by **ACCENT**

• Virtual Drum Instrument •

Evil Drums powered by Accent

Welcome and thank you for purchasing Evil Drums powered by Accent.

Downloading and unzipping

Download all the parts for your system from the Evil Drums downloads section of the Platinum Sample server to a single folder. On macOS use Keka (free from <https://www.keka.io>) and on Windows use 7zip (free from <https://www.7-zip.org>) and unzip the first part of the downloads. This will automatically unzip all the parts to a single folder.

NOTE: You must use Keka or 7zip to unzip the parts correctly

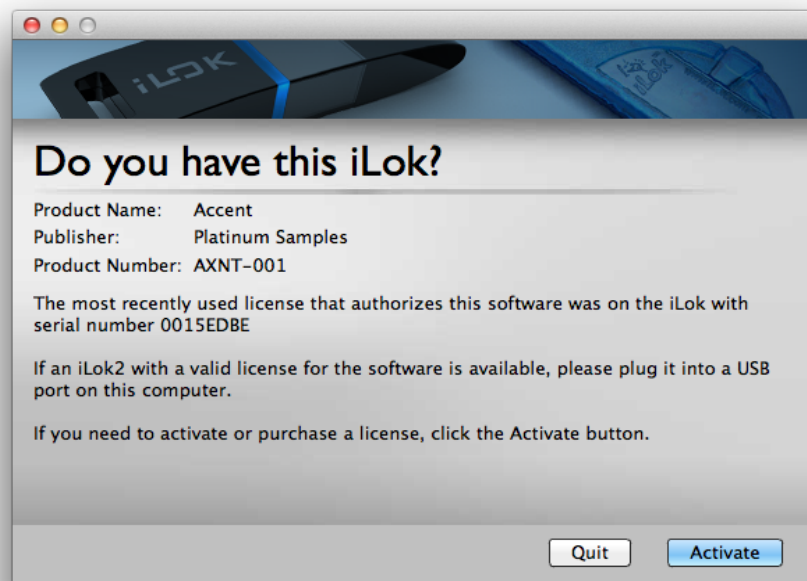
Installation

This manual is for installing your Accent library. Your Accent player is installed using a separate installer.

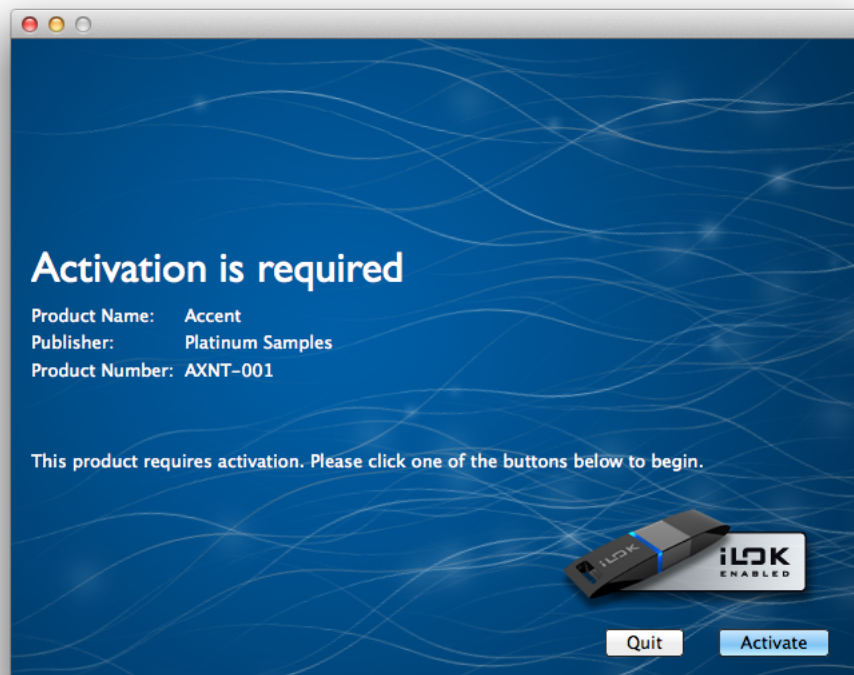
Authorization: System or iLok

Accent is protected by PACE copy protection. There are two options available - you may install the software and library to two computer systems at a time or install the license to two iLok2 (or later) keys which you can use on any number of systems (just not at the same time). Using the iLok License Manager software you can move your authorization between systems if you don't use the iLok hardware.

When you first start Accent you'll be prompted to insert an iLok for Accent, if you haven't yet authorized the software - click Activate.



The next page informs you that Activation is required - click Activate to continue.



On the next page enter your iLok activation code you received and click next. Select where you'd like the license to go (your system or an iLok).

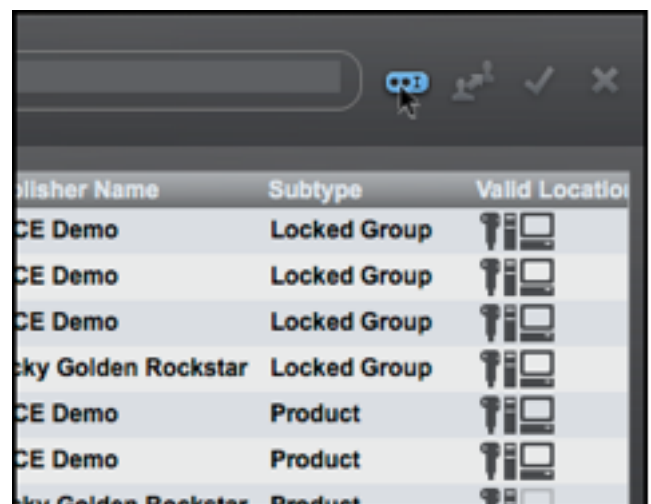
Once authorized you'll be able to use Accent.

Alternatively you can authorize Accent using the iLok License manager software.

To use this, your computer must have an active Internet connection. If you don't already have iLok License Manager you can download the software from www.ilok.com. Next you'll need your iLok activation code found in your order and follow the guide from ilok.com

In iLok License manager click the activation button and enter your Evil Drums serial number which is also your activation code.

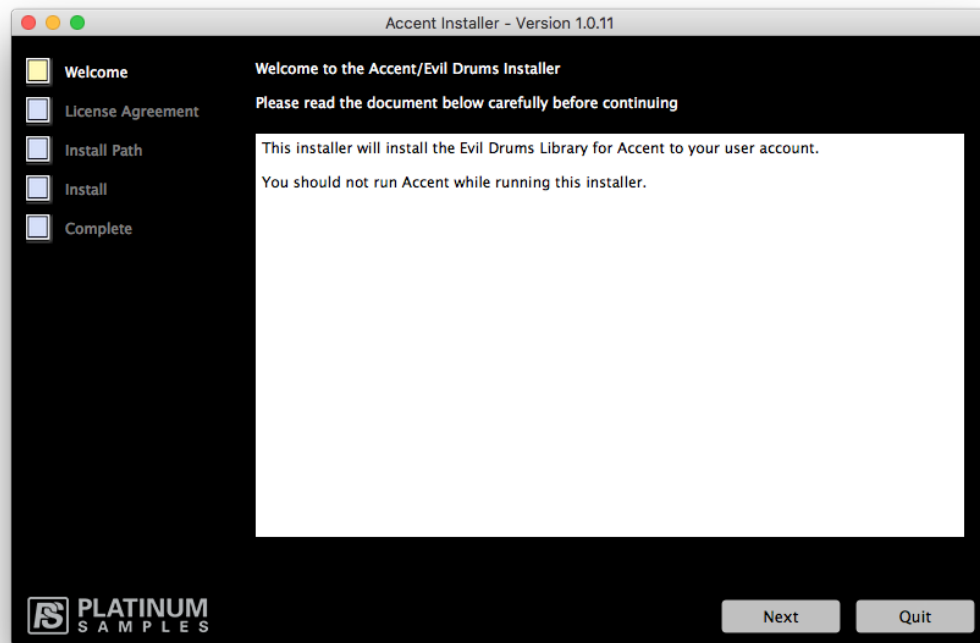
If you selected the System option and need to reformat your hard drive or dramatically change your computer hardware then you should un-authorize Accent before making the changes. You can then re-authorize after formatting.



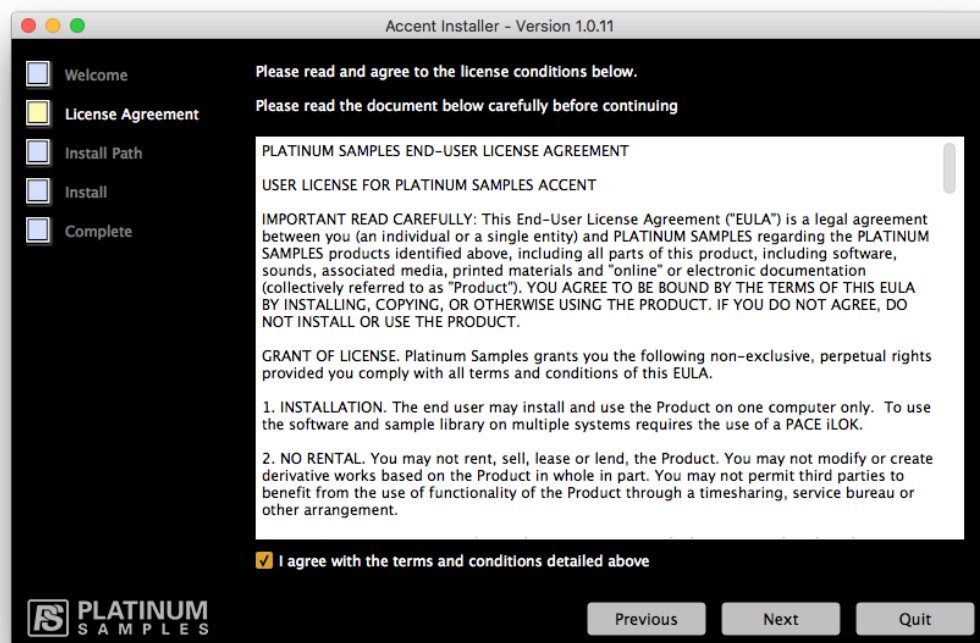
Installation

After unarchiving the zip file(s) run the macOS or Windows installer. Note, on macOS you'll have to mount the DMG file.

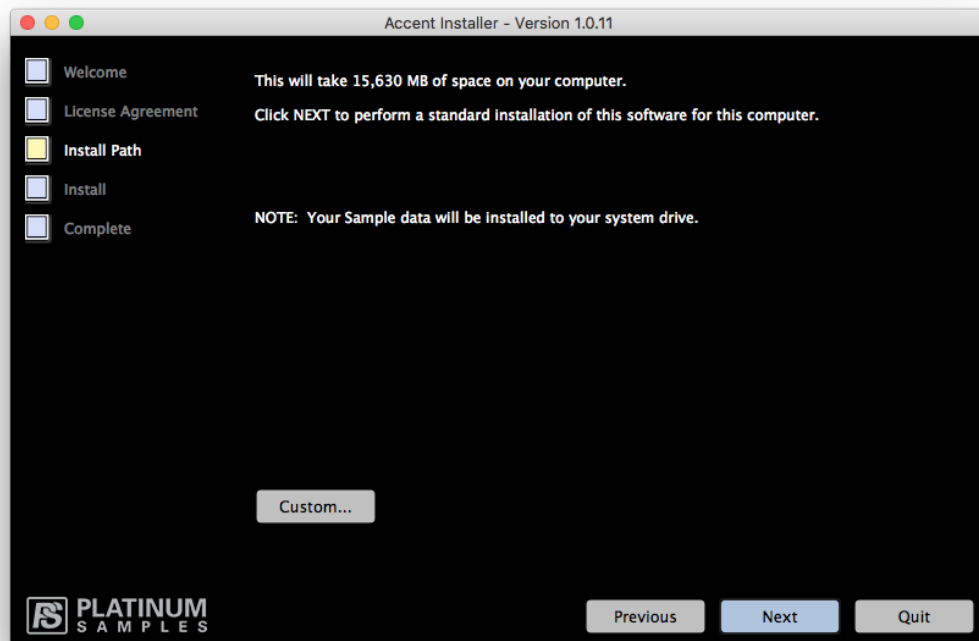
On macOS you'll need to enter your system password to continue the installation. On macOS Sierra (or later) if the installer has trouble locating the installer data folder, it may prompt you that Sierra has enabled TransLocation protection. In this case follow the on-screen instructions to indicate where the installer app really is located. Since the DMG file is signed this shouldn't happen though.



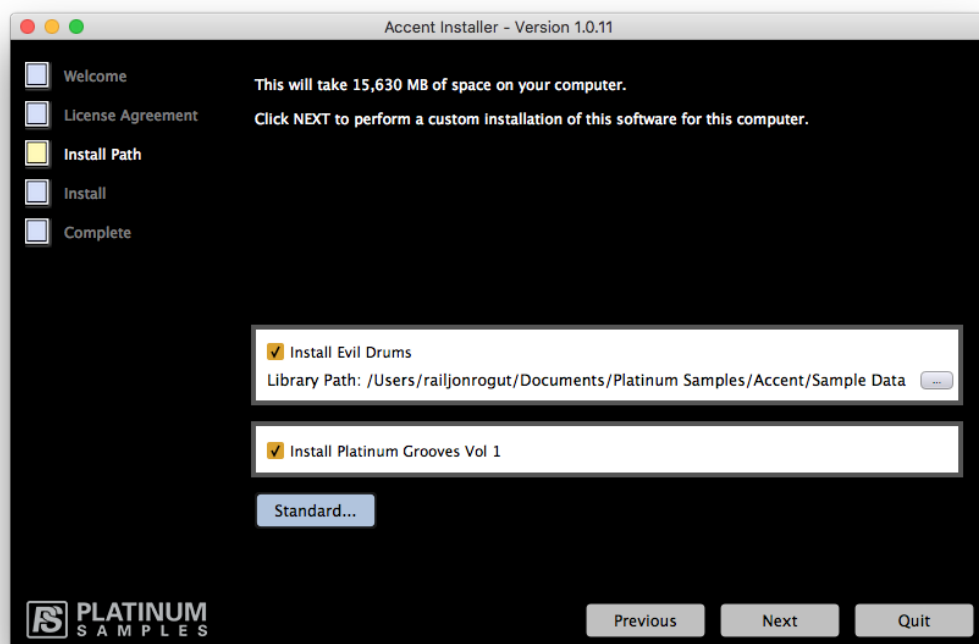
The first screen in the installer is the Welcome Screen. Click Next to continue.



The second screen displays the License Agreement. You must agree to the Agreement and click Next to continue.



To customize what gets installed (and where, if applicable) - click the “Custom...” button. Click “Standard...” to return to the Standard installation which uses the default settings and location(s).



Above is a screen shot showing the custom options available for the library installer. You may change the default location where the Sample Data is installed to.

Click Next to begin installing.

After installing the installer will check if you have the PACE iLock manager installed. If it's not found on your system, you will get a message with a link to download the iLock Manager.

Running Accent after installing your library

The first time you run Accent after installing a new library you'll receive a notice in Accent telling you that your new library needs to be imported into the Accent database. Click OK and Accent will automatically install your new libraries.

Credits

Design and programming by: Rail Jon Rogut

Management by: Shivaun O'Brien

Additional programming by: Joël Langlois

AAX is a registered trademark of Avid Technology, Inc.

Audio Units and macOS are registered trademarks of Apple Computer.

VST is a trademark of Steinberg Media Technologies GmbH, registered in Europe and other countries.

